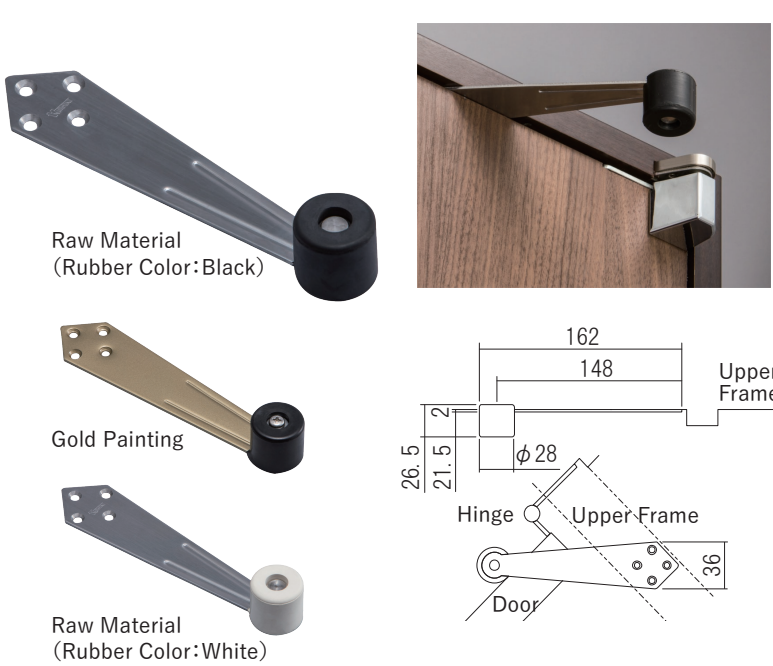


Reversible Door Stopper

This reversible door stop is applicable on a right or left-hand door. By using this, it allows the door to be opened up to 90°. Furthermore, since this device is mounted on the top of the door instead of the floor, this door stopper is safe as it eliminates tripping hazards. This product has also passed 200,000 operation tests which ensure its durability in the long term.

Material: <Bracket>Stainless  
<Door Stop part>Rubber  
Load Capacity:30kg(294N)  
Left or Right-Hand:Common use

Reversible Door Stopper		
Product No.	Finish/Color	Rubber Color
220212	Raw Material	Black
220214	Gold Painting	
220216	Raw Material	White
220218	Gold Painting	
Screw included:		
3.5×35 Flat head tapping screw 4pcs		

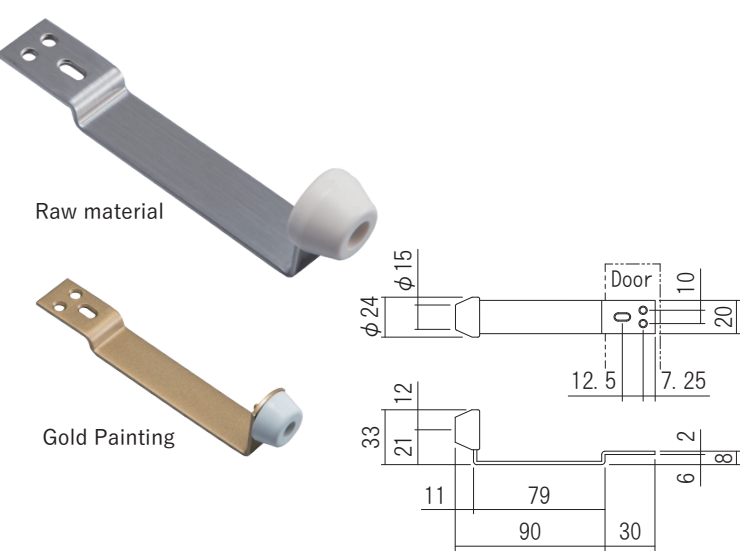


Public Housing Door Stopper

This type of door stopper is applicable on a right or left-hand door. This device helps the door stop once the rubber part hits the wall without damaging it. In addition, since this door stopper is mounted on the top of the door instead of the floor, this device is safe to use as it eliminates tripping hazards.

Material: <Bracket>Stainless  
<Door Stop part>Rubber  
Load Capacity:30kg(294N)  
Left or Right-Hand:Common use

Public Housing Door Stopper		
Product No.	Finish/Color	Rubber Color
220221	Raw material	White
220223	Gold Painting	
Screw included:		
3×16 Flat head wood screw 3pcs		

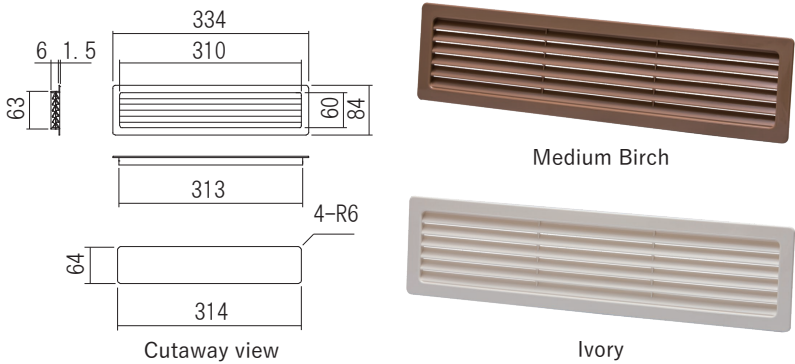

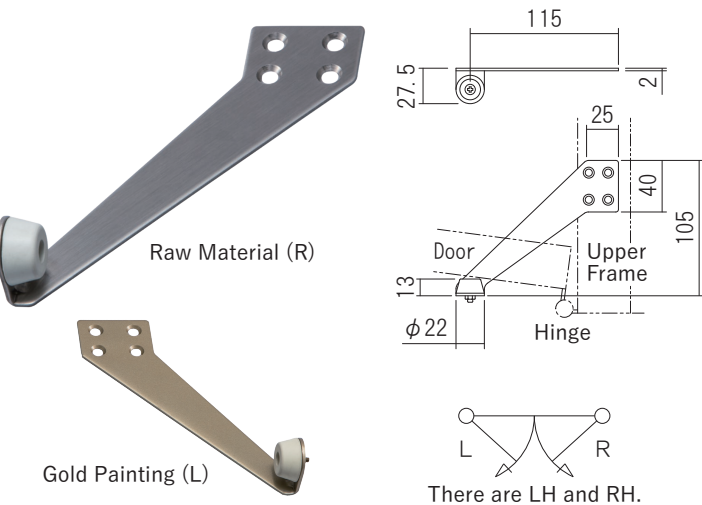


Upper Frame Door Stopper

As its name, this door stopper is fixed on the upper frame of the door. It allows the door to be opened up to 90°. Furthermore, since this device is mounted on the top of the door instead of the floor, this door stopper is safe as it eliminates tripping hazards.

Material: <Bracket>Stainless  
<Door Stop part>Rubber  
Load Capacity:30kg(294N)

Upper Frame Door Stopper			
Product No.		Finish/Color	Rubber Color
220241	220231	Raw Material	White
220243	220233	Gold Painting	
Screw included: 4×25 Flat head tapping screw 4pcs			



Door Louver

This door louver is mainly used in nursing homes. It has 39% aperture ratio, which is suitable for the door to provide cross-flow and help maintain a healthy environment. It is available in three different colors to match the color of the doors used in most hospitals or other facilities.

Material:Resin

Door Louver		
Product No.	Specification	Finish/Color
630051	For one side	Natural Wood
630031		Medium Birch
630011		Ivory
630061	For both sides	Natural Wood
630041		Medium Birch
630021		Ivory
Reversible door thickness:28~33mm		
※ Please contact us, if you want other colors.		

Flush Bolt

Using a rod flatten in some parts, this flush bolt will secure the inactive leaf of a pair of doors. The special feature also prevents the inactive door from shaking and rattling. The product is available in 5 different colors to match any color of doors.

Material: Resin, Stainless

Flush Bolt		
Product No.	Specification	Finish/Color
225013	Strike Plate set	Gold
225015		Silver
225017		Amber
225019		Natural
225021		Gray
225113	Strike Bracket set	Gold
225115	(Depth 15mm)	Silver
225117		Amber
225119		Natural
225121		Gray
225213	Strike Bracket set	Gold
225215	(Depth 20mm)	Silver
225217		Amber
225219		Natural
225221		Gray

Screw included:  
<Flush Bolt>  
3.5×32 Flat head wood screw 3pcs  
<Strike Plate, Strike Bracket>  
4×20 Flat head tapping screw(D7) 2pcs

