

Light Indicator Lens

This device helps users recognizing if the light inside a room is on from outside. The indicator lens can be easily attached to the door by pushing it into the hole (prior drilling needed). The thin ring on both ends is designed with a wider surface to hide the mark of the drilled hole on the door. It is available in three types: round type with $\Phi 35$ and $\Phi 38$, also square type.

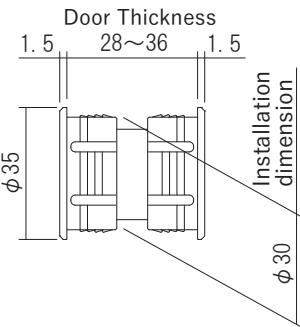


Round Type 35

The design is thin and well-trimmed, so it does not muddle the design of the door. We provide 7 different colors to complement any doors color.

Material: Resin
Door Thickness: 28~36mm

Round Type 35		
Product No.	Finish/Color	
250311	Birch	K
250312	Natural	N
250313	White	W
250314	Cherry	C
250315	Brown	B
250316	Dark	D
250317	Painting (HL Color)	

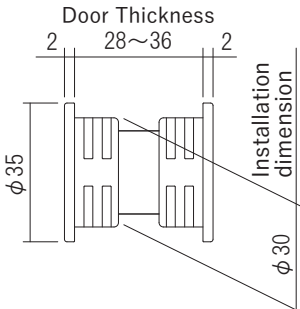


Round Type 35 (O-ring specifications)

It is a $\Phi 35$ O-ring specification.
Uses an O-ring to make it difficult to loosen.

Material: Resin
Door Thickness: 28~36mm


Round Type 35 (O-ring specifications)	
Product No.	Finish/Color
250318	Clear



Clear



Beige (BJ)

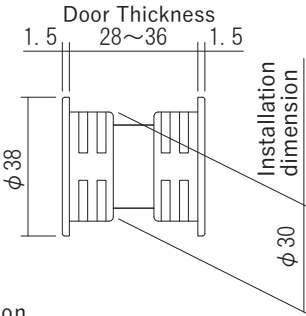


Round Type 38

Not only available in a convex lens, but the standard type also has a lens shaped like a diamond cut to reflect the light better. In addition, this type is available in 11 different colors to complement any doors color.

Material: Resin
Door Thickness: 28~36mm

Round Type 38		
Product No.	Finish/Color	
250111	Dark	DA
250112	Medium	ME
250113	Beige	BJ
250114	Light	LT
250115	Milky	MK
250116	Pearl	PA
250117	Smoke	SK
250118	White	WA
250119	Black	BK
250120	Gold Painting	BG
250128	Silver Painting	BS



Square Type 38

This product has a sharp design on both edges to enhances the look of the door.
This square type is available in two exclusive finishes to complement any doors color.

Material: Stainless, Resin
Door Thickness: 28~36mm

Square Type 38	
Product No.	Finish/Color
250211	HL (Hairline)
250212	Mirror Finish



HL (Hairline)



Mirror Finish

