

TK One Touch Flush Pull


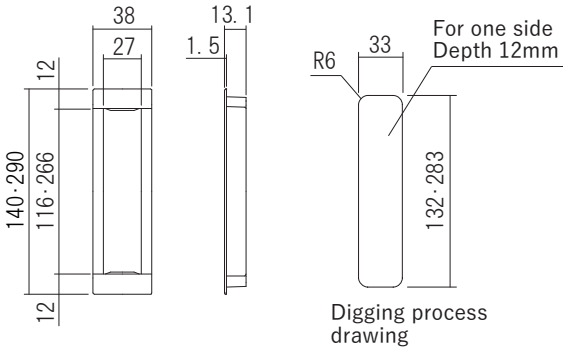


This one touch flush pull for an interior sliding door consists of 2 parts combined which create a stylish design. It has a seamless appearance as it doesn't use any screw for installation. To install, simply apply adhesive and fix it on the door. The length of this product is available in two types, 140 mm and 290 mm.

Material: <End>ZDC  
<Bar>Aluminium

TK One Touch Flush Pull			
Product No.	Length (mm)	Finish/Color End	Bar
224614	140	Chrome Plating	Alumite Silver
224614SW		Hairline	Stain Alumite
224614WH		White Painting	White Painting
224614BK		Black Painting	Black Painting
224629	290	Chrome Plating	Alumite Silver
224629SW		Hairline	Stain Alumite
224629WH		White Painting	White Painting
224629BK		Black Painting	Black Painting

※ 1pc price.



ND Flush Pull

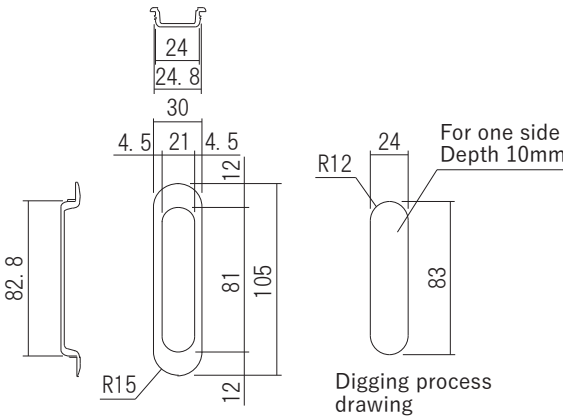


This flush pull for an interior sliding door has round edges to create a sense of fluid design. It also has a seamless appearance as it doesn't use any screw for installation. To install, simply apply adhesive and fix it on the door.


Material: ZDC

ND Flush Pull	
Product No.	Finish/Color
224615	Satin Gold
224616	Satin Silver

※ 1pc price.



Edge Pull Handles



These handles are attached to the edge of interior sliding doors. They are safe handles that prevent fingers from getting pinched when the door is opened. They feature a sharp, clean design with no visible mounting screws. They are available in four finish colors and are compatible with doors up to 40.9mm thick.

Material: ZDC, Stainless  
Door Thickness: 40.9mm, 39.2mm, 36mm

Edge Pull Handles		
Product No.	DT(mm)	Finish/Color
220311	40.9	Satin Silver
220312		Matte Black
220313		Chrome
220314		Matte White
220315	39.2	Satin Silver
220316		Matte Black
220317		Chrome
220318		Matte White
220319	36	Satin Silver
220320		Matte Black
220321		Chrome
220322		Matte White

Screw included:  
3 × 30 Binding head tapping screw 2pcs

