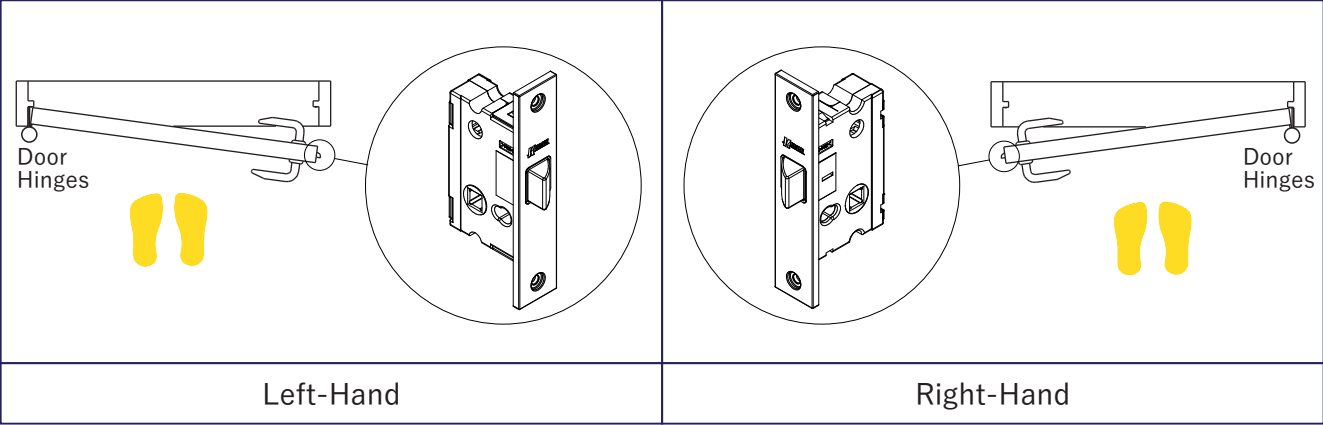


Explanation of Right-Hand and Left-Hand

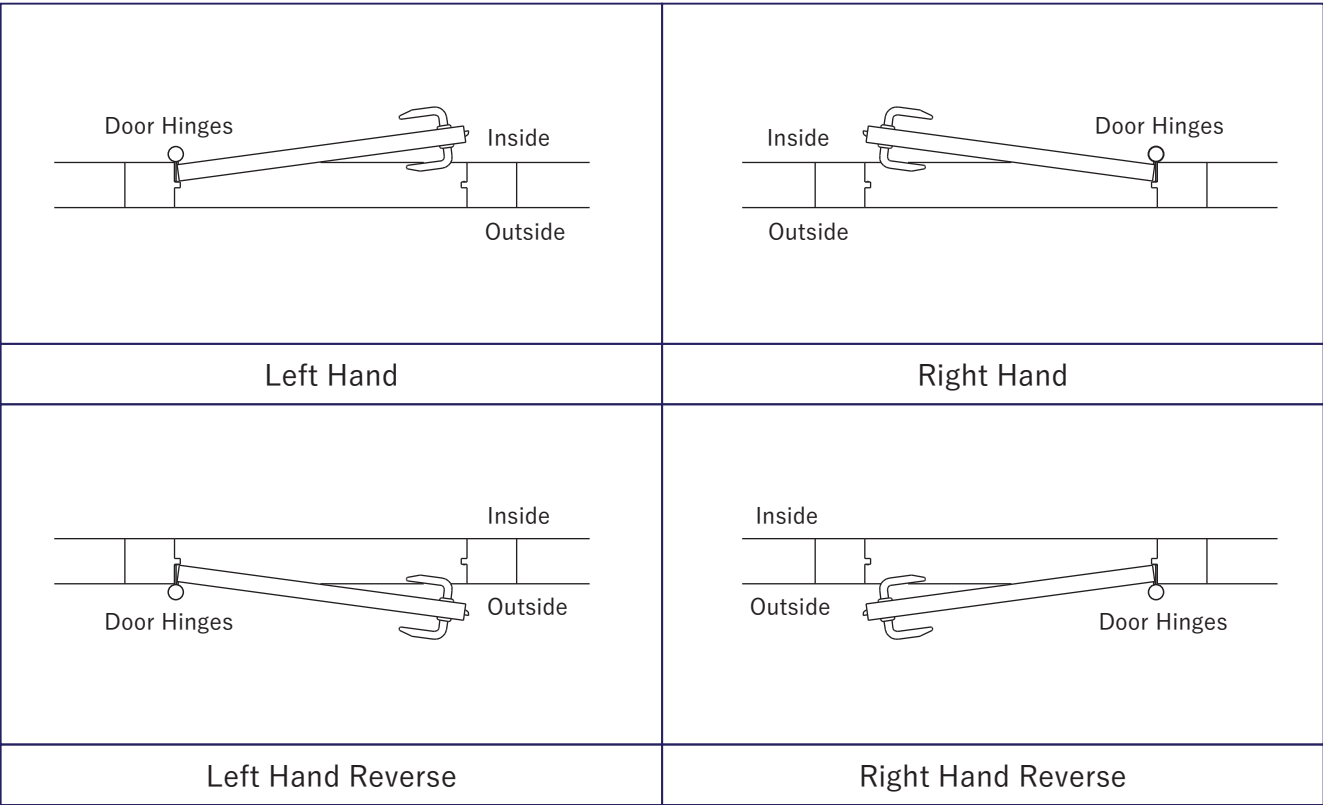
Kuriki's Standard

Based on our company rule, we call it Left-Hand when the door hinges are seen on the left hand in case the person stood in front of the door.

On the other hand, we call it Right-Hand when the door hinges are seen on the right hand in case the person stood in front of the door.



Example (Foreign countries)



Aquila Type 01

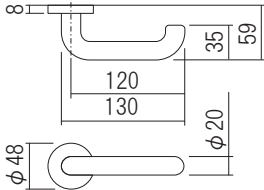


This handle has a safe and simple design which is suitable for the place with a relaxing atmosphere use.

Material: Aluminum
Standard Finish: SW·SA·SG·SB·CR·PG·AS·AA·AG
Customizable Finish: PC·CG·BC·SPC·SCG·SBC
Door Thickness: 28~40mm



1M-CR




3M-CR



2E-SW



2J-CR



2C-SG

Crux Type 02

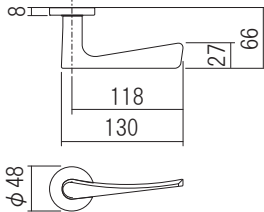


This handle has a beautiful line design wich can harmonize with the interior.

Material: Aluminum
Standard Finish: SW·SA·SG·SB·CR·PG
Customizable Finish: PC·CG·BC·SPC·SCG·SBC
Door Thickness: 28~40mm



1M-SW



3C-CR



2C-CR



2F-CR



2C-SG