



Pull Round & Square Shape

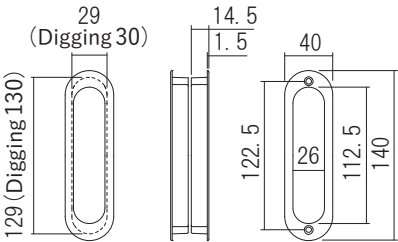
It has a beautiful design, Square and round shapes can be installed with the same digging specification.

Material: ZDC
Door Thickness: 27~34mm

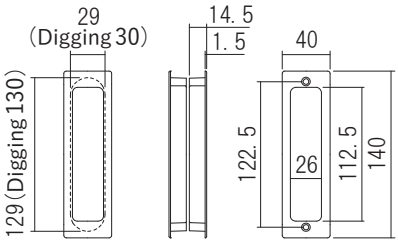
Pull Round & Square Shape

Product No.		
Round	Square	Finish/Color
224-812	224-912	Gloss Gold
224-813	224-913	Satin Gold
224-814	224-914	Gold Painting
224-815	224-915	Chrome Plating
224-816	224-916	Satin Silver
224-817	224-917	Silver Painting

※ Price for two pieces as one set.
Screw included:
M4 × 25 Flat head machine screw(D6) 2pcs



Round shape



Square shape



Satin Silver



Satin Gold



Gloss Gold



Gold Painting



Chrome Plating



Silver Painting



Gloss Gold




Gold Painting



Chrome Plating



Silver Painting




Chrome Plating



Gloss Gold



Satin Gold



Gold Painting



Satin Silver



Silver Painting



Matte Black Painting



Metal One Touch Pull Round & Square Shape

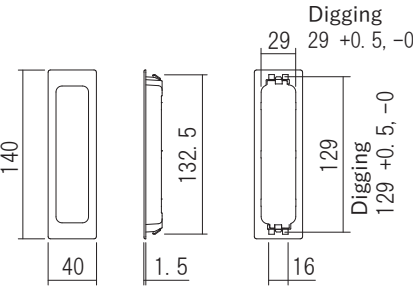
One touch installation without using screws.

Material: ZDC
Door Thickness: More than 30mm

Metal One Touch Pull Round & Square Shape

Product No.		
Round	Square	Finish/Color
222-671-1	222-677-1	Gloss Gold
222-672-1	222-678-1	Satin Gold
222-673-1	222-679-1	Gold Painting
222-674-1	222-680-1	Chrome Plating
222-675-1	222-681-1	Satin Silver
222-676-1	222-682-1	Silver Painting
222-684-1	222-683-1	Matte Black Painting

※ 1pc price.



Above digging specification can be applied to both round and square shape.

