

Sliding Door Soft Closer set



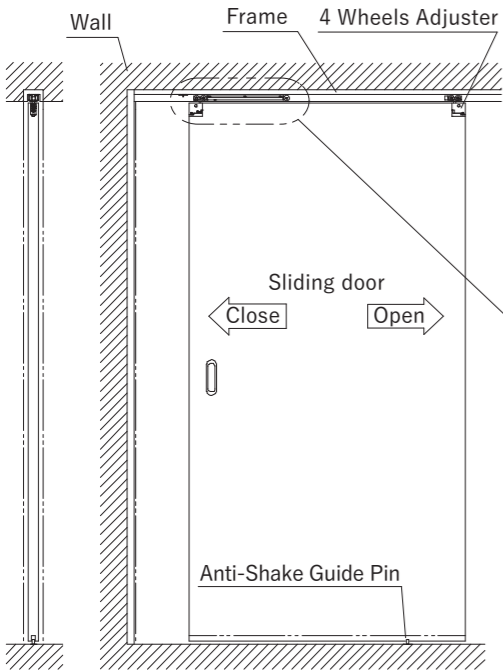
This door closer will shut the door silently and slowly when it reached 70mm before the door jamb. Even you close the door uncarefully. This door closer prevents the door from being unclosed and can save electricity when air conditioner is being used. The 4 Wheels Adjuster has a good durability and performance.

Material: <Main unit, Hook>Stainless  
<4 Wheels Adjuster>Resin  
<Sliding Door Rail>Aluminum  
<Guide Pin>Stainless, Resin  
Load Capacity:294N(30kg)  
Installation Range:Up-Down ± 3mm, Left-Right ± 2mm  
Finish/Color:<Main unit, Hook>Raw Material  
<4 Wheels Adjuster>Amber  
<Sliding Door Rail>Silver  
<Guide Pin>Raw Material

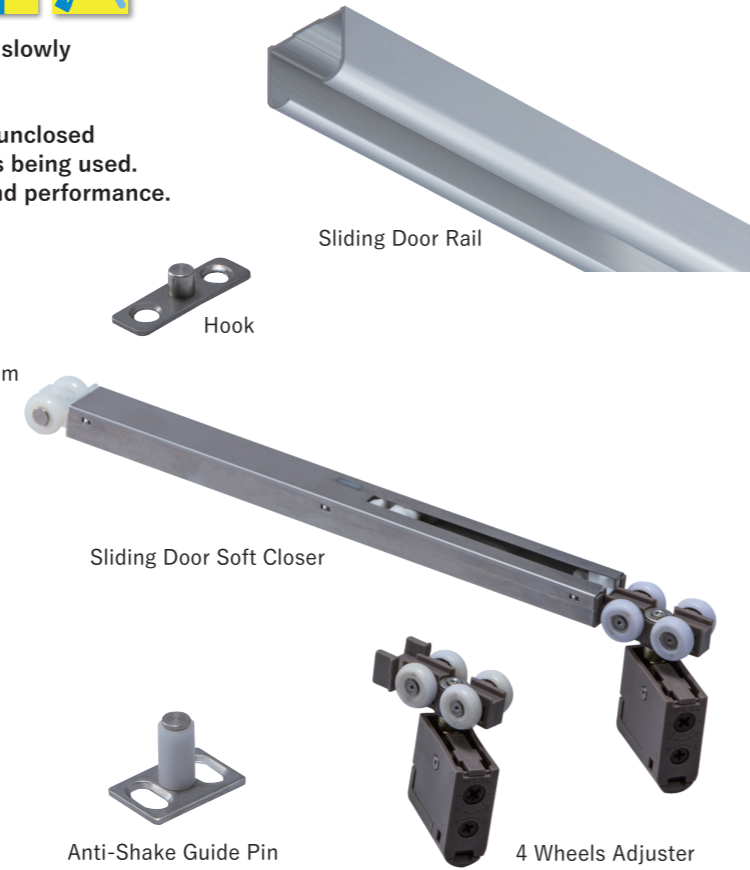
Sliding Door Soft Closer set	
Product No.	Rail Length(mm)
312-031	1,820
312-032	2,730
312-033	3,640

Set contents:  
Sliding Door Soft Closer 1pcs, Hook 1pcs  
4 Wheels Adjuster 2pcs, Sliding Door Rail 1pcs  
Anti-Shake Guide Pin 1pcs  
Screw included:  
<Hook>  
3 × 16 Flat head tapping screw 2pcs  
<4 Wheels Adjuster>  
3.5 × 12 Flat head tapping screw 1pcs  
3.5 × 20 Pan head tapping screw 2pcs  
<Sliding Door Rail>  
3.5 × 45 Flat head tapping screw  
(The number depends on the rail length.)  
<Anti-Shake Guide Pin>  
3.5 × 25 Flat head tapping screw 2pcs

※ Please contact us if you need purchasing both sides type closer for a sliding door or just a closer only.



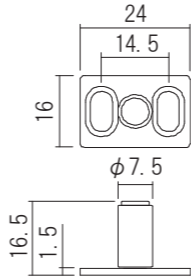
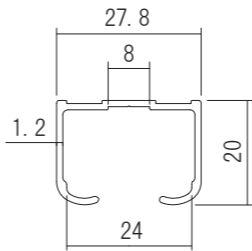
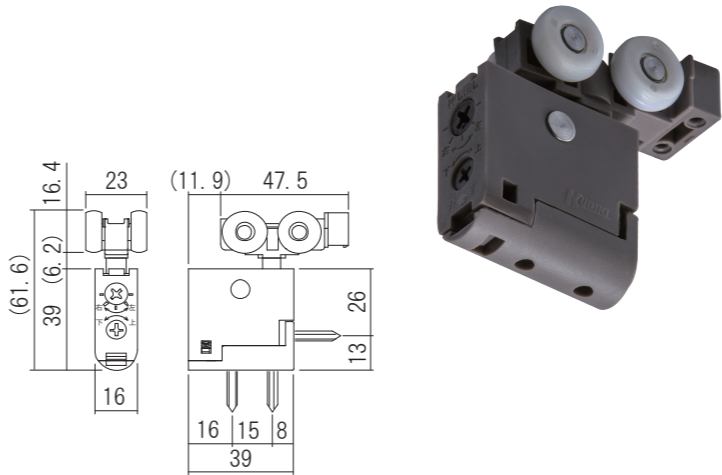
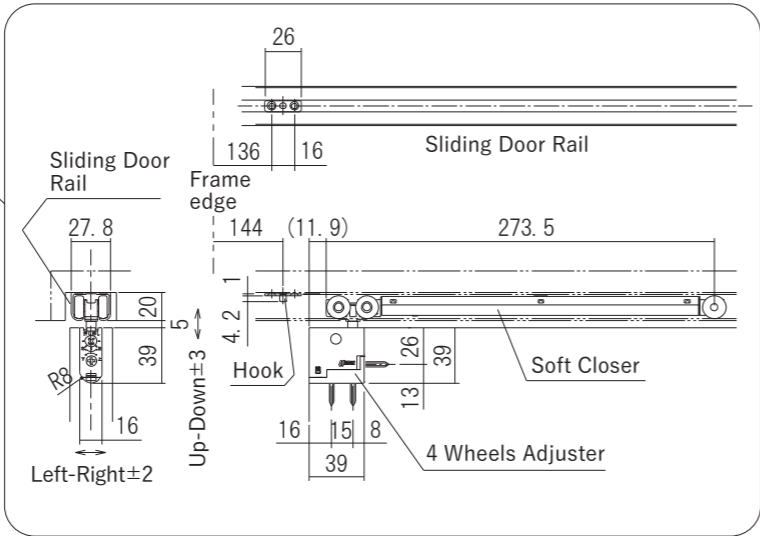
Drawing for Installation



4 Wheels Adjuster・Rail set

4 Wheels Adjuster・Rail set	
Product No.	Rail Length(mm)
312-034	1,820
312-035	2,730
312-036	3,640

Set contents:  
4 Wheels Adjuster 2pcs  
Sliding Door Rail 1pcs  
Anti-Shake Guide Pin 1pcs



4 Wheels Adjuster

An optimal barrier free without the need of a lower rail. It has good runnability and excellent durability. Install the cap, then this wheel can be installed with only one touch.

Material:Resin, Steel  
Load Capacity:294N(30kg)  
Installation Range:  
Up-Down ± 3mm, Left-Right ± 2mm

4 Wheels Adjuster	
Product No.	Finish/Color
320-021	Amber

※ 1pc price.  
Screw included:  
3.5 × 12 Flat head tapping screw 1pcs  
3.5 × 20 Pan head tapping screw 2pcs

Sliding Door Rail

Material:Aluminum  
Load Capacity:294N(30kg)

Sliding Door Rail		
Product No.	Length(mm)	Finish/Color
310-512	1,820	Silver
310-522	2,730	
310-532	3,640	

Screw included:  
3.5 × 45 Flat head tapping screw  
(The number depends on the rail length.)

Anti-Shake Guide Pin

Material:Stainless, Resin  
Load Capacity:294N(30kg)

Anti-Shake Guide Pin	
Product No.	Finish/Color
320-084	Raw Material

Screw included:  
3.5 × 25 Flat head tapping screw 2pcs