


Recessed Paper Holder

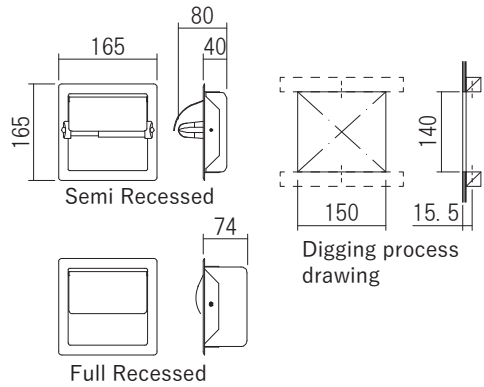


This recessed type of paper holder stores the toilet paper inside the wall. It is often used in business hotels to maximize the use of compact space effectively. This product is available in a single and double holder (vertical/ horizontal placement), either in semi-recessed and fully recessed types.

Material: (Body)Stainless
(Holder)Resin

Recessed Paper Holder		
Product No.	Specification	Finish/Color
610-221	Semi Recessed	Mirror Surface/Gray
610-221BK		Mirror Surface/Black
610-211	Full Recessed	Mirror Surface/Gray
610-211BK		Mirror Surface/Black

Screw included:
3.5×20 Truss head tapping screw 2pcs



Semi Recessed



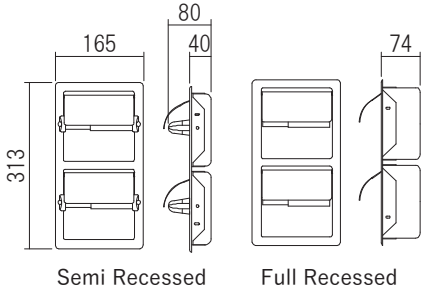
Full Recessed



Full Recessed

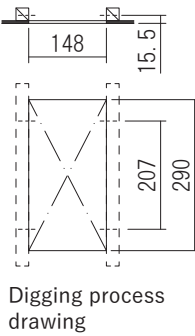
Recessed Double Vertical Paper Holder		
Product No.	Specification	Finish/Color
610-421	Semi Recessed	Mirror Surface/Gray
610-421BK		Mirror Surface/Black
610-411	Full Recessed	Mirror Surface/Gray
610-411BK		Mirror Surface/Black

Screw included:
3.5×20 Truss head tapping screw 4pcs



Semi Recessed

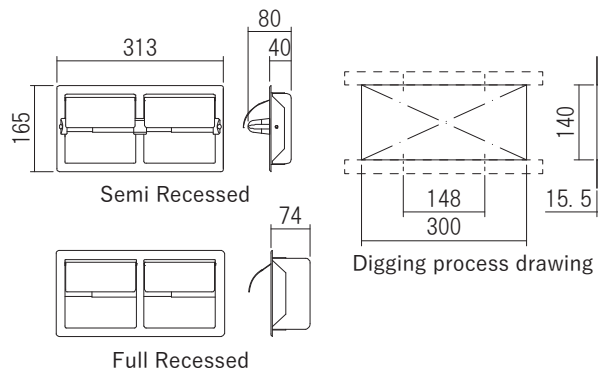
Full Recessed



Digging process drawing

Recessed Double Horizontal Paper Holder		
Product No.	Specification	Finish/Color
610-321	Semi Recessed	Mirror Surface/Gray
610-321BK		Mirror Surface/Black
610-311	Full Recessed	Mirror Surface/Gray
610-311BK		Mirror Surface/Black

Screw included:
3.5×20 Truss head tapping screw 4pcs



Semi Recessed

Full Recessed



Semi Recessed




Full Recessed

Paper Holder's Back Guard	
Product No.	Specification
610-332	Single semi Recessed/Chromate Coating
610-432	Single full Recessed/Chromate Coating
610-331	Double semi Recessed/Chromate Coating
610-431	Double full Recessed/Chromate Coating

※ For the paper holder with a back guard type, the installation method is different.

Recessed Paper Holder's spare roll core		
Product No.	Material	Finish/Color
610-210	Resin	White
610-210B		Black

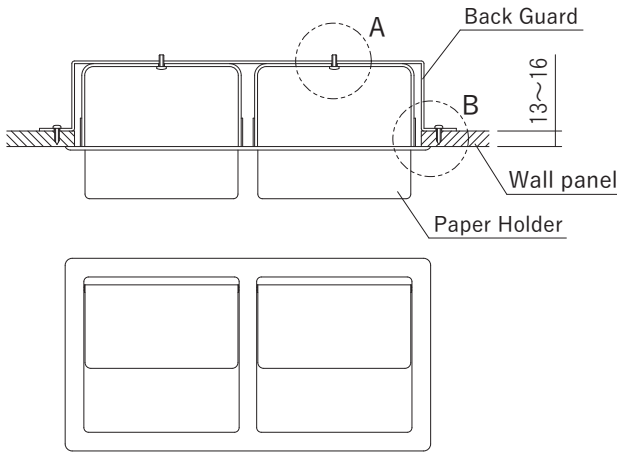


White

Black

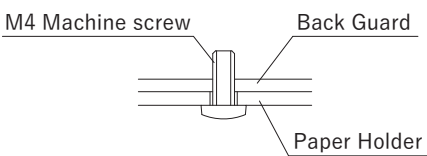
This is an installation method with a back guard.

In case of using a Recessed Double Horizontal Paper Holder.



Detail of part A

The installation of the back guard and the paper holder.



Detail of part B

The installation of the back guard to the wall.

