

### Resin Pull Round & Rectangle

This plastic flush pull for an interior sliding door is made of lightweight plastic. It is available in 2 different designs, round and rectangle edges, to suit your room style. The finishing color is also available in 2 beautiful colors to maintain the solid metal look.

Material: Resin  
Door Thickness: 27~34mm

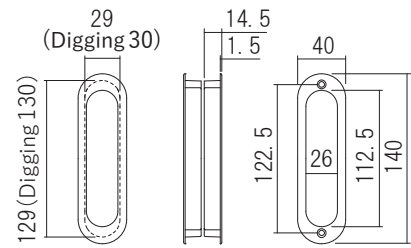
#### Resin Pull Round & Rectangle

Product No.		Finish/Color
Round	Square	
222-563	222-583	Pearl Chrome
222-523	222-543	Gold

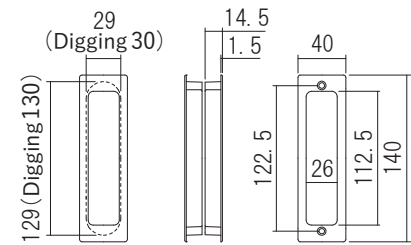
※ Price for two pieces as one set.

Screw included:

M4×25 Flat head machine screw(D6) 2pcs



Round shape



Square shape



Pearl Chrome

Pearl Chrome



Gold

Gold



### Resin Pull Rectangle One Touch

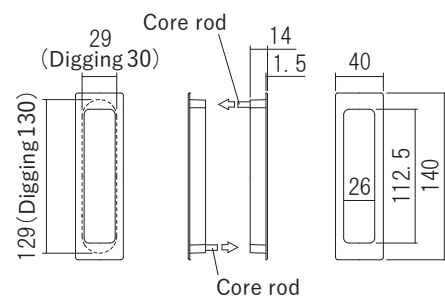
This one-touch flush pull is effortless to install on an interior sliding door. Instead of using screws, it uses an adhesive for the installation. So not only it's functional to your door, but it also gives a beautiful and seamless accent to it.

Material: Resin  
Door Thickness: 28~34mm

#### Resin Pull Rectangle One Touch

Product No.	Finish/Color
222-598	Pearl Chrome
222-599	Gold


※ Price for two pieces as one set.



Pearl Chrome



Gold



### Resin One Touch Pull Rectangle

This is a one-touch flush pull made of plastic for an interior sliding door. This product doesn't use screws but an adhesive for an effortless installation and a seamless appearance. The design and the color available are created to match any room and door color. It also creates a perfect match if you use the TS Automatic Hook Lock.

Material: Resin  
Door Thickness: 28~36mm

#### Resin One Touch Pull Rectangle

Product No.	Finish/Color
222-600	Black Silver
222-601	Black Gold
222-602	Mad Black Painting

※ Price for two pieces as one set.



Black Silver

Black Gold



Mad Black Painting

