



**Round & Rectangle Pull**

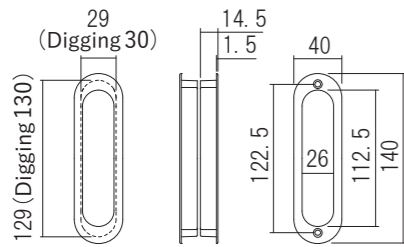
This flush pull for an interior sliding door is made of metal. It is available in 2 different designs, round and rectangle edges, to suit the style of your room. The finishing color is also available in 6 beautiful colors that will easily complement your door color.

Material: ZDC  
Door Thickness: 27~34mm

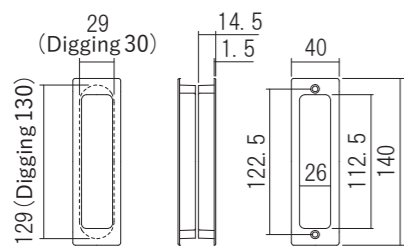
**Round & Rectangle Pull**  
Product No.

Round	Square	Finish/Color
224-812	224-912	Gloss Gold
224-813	224-913	Satin Gold
224-814	224-914	Gold Painting
224-815	224-915	Chrome Plating
224-816	224-916	Satin Silver
224-817	224-917	Silver Painting

※ Price for two pieces as one set.  
Screw included:  
M4×25 Flat head machine screw(D6) 2pcs



Round




Rectangle



Satin Silver



Satin Gold



Gloss Gold    Gold Painting    Chrome Plating    Silver Painting




Gloss Gold    Gold Painting    Chrome Plating    Silver Painting




Chrome Plating



Gloss Gold



Satin Gold    Gold Painting    Satin Silver



Silver Painting    Matte Black Painting



**Metal One Touch Pull Round & Rectangle**

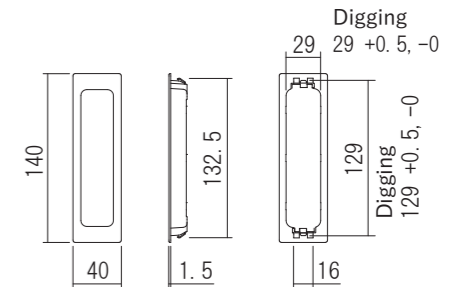
This metal one-touch flush pull is effortless to install on an interior sliding door. Instead of using screws, it uses an adhesive to create a seamless appearance. The design and finishing color are also available in 2 different types to suit any door color.

Material: ZDC  
Door Thickness: More than 30mm

**Metal One Touch Pull Round & Rectangle**  
Product No.

Round	Square	Finish/Color
222-671-1	222-677-1	Gloss Gold
222-672-1	222-678-1	Satin Gold
222-673-1	222-679-1	Gold Painting
222-674-1	222-680-1	Chrome Plating
222-675-1	222-681-1	Satin Silver
222-676-1	222-682-1	Silver Painting
222-684-1	222-683-1	Matte Black Painting

※ 1pc price.



Above digging specification can be applied to both round and rectangle shape.

