




Clear Cut Hook Lock

This hook lock for indoor sliding doors is good to prevent the door from accidentally being locked. It's impossible to operate the lock unless the door is hitting the trigger part and close perfectly. The product is universal as it can be configured with a standard lever or UD lever with a bigger grip so that everybody can use it easily. UD lever also uses blue and orange indicators, which is easier for anyone to recognize. The cylinder type uses a dimple key that provides 100 combinations, and there are 2 master keys available to generate 126 different child keys combinations. (Please contact us for further details.)

The lock is available in 4 different functions.
 The escutcheon is available in round and square types.
 The thumb turn is available in standard thumb turn type, standard lever type, and UD lever type.
 Available in 6 different colors to guarantee a perfect harmony with the different series of sliding doors.

Material: <Rose> Aluminium
 <Lever> ZDC
 <Lock Case, Strike> Stainless, Steel
 Door Thickness: 30~40mm
 Strike Installation Range: Up-Down ± 5mm, Depth 3.5mm

Screw included:
 <Rose>
 M4 Flat head machine screw(D6) 2pcs
 (Refer to the Rose fixing screw / Spindle specification table)
 <Lock case>
 3.5 × 20 Flat head tapping screw(D7) 2pcs
 <Strike>
 3.5 × 20 Flat head tapping screw(D7) 2pcs



Round type
 Rectangle type
 Adjustable Strike
 (Bottom Lock)

Bottom Lock BS51
 The hook lock strikes out from the bottom.
 Back set is 51 mm.



Round type
 Rectangle type
 Adjustable Strike
 (Top Lock)


Top Lock BS38
 The hook lock strikes out from above.
 Back set is 38 mm.

Top Lock BS51
 The hook lock strikes out from above.
 Back set is 51 mm.

Dead Bolt Lock BS51
 The hook lock strikes out from above.
 At the same time, the dead bolt protrudes.
 Back set is 51 mm.


Rose fixing screw / Spindle specification table

Indicator, Privaci lock				
Door thickness (mm)		30~34	35~39	40
Rose fixing screw	Standard, Lever type	M4 × 16		M4 × 25
	UD Lever type	M4 × 30		
Spindle		L27	L32	L37.5
Cylinder lock				
Door thickness (mm)		30~35	36~39	40
Rose fixing screw	Standard, Lever type	M4 × 16		M4 × 25
	UD Lever type	M4 × 30		
Spindle length (only spindle)		L21(17.8)	L27(23.8)	
Two sides Thumb-turn				
Door thickness (mm)		30~34	35~39	40
Rose fixing screw	Standard, Lever type	M4 × 10	M4 × 16	M4 × 20
	UD Lever type	M4 × 25	M4 × 30	
Spindle		L27	L32	L37.5




Indicator lock (Outdoor side)


Standard type (Indoor side)



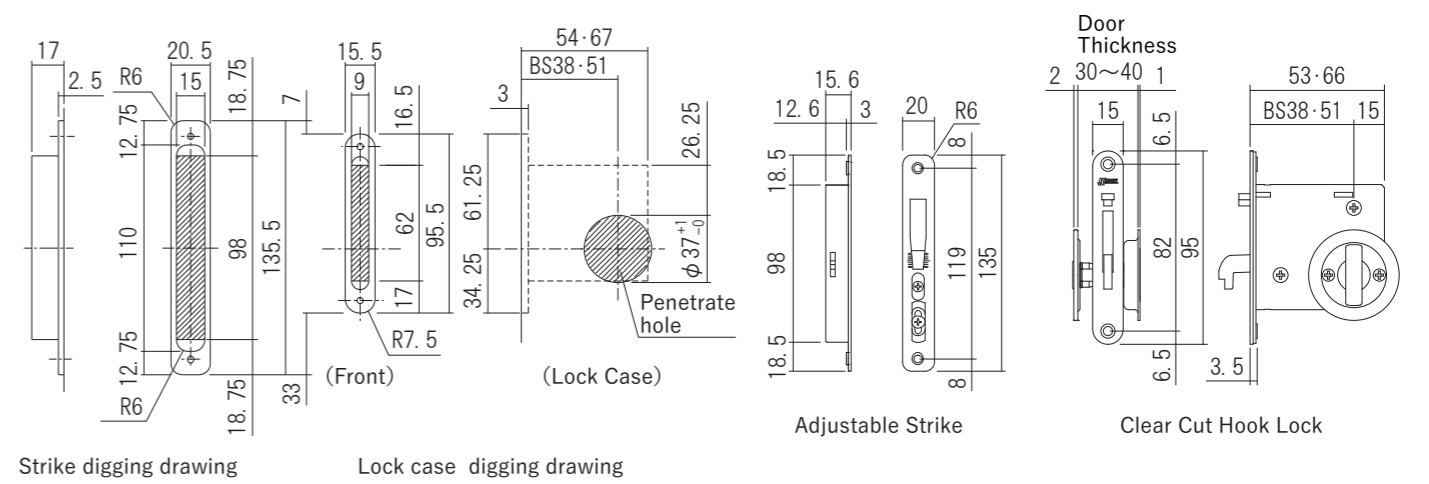
Round Type



Square Type



Finish/Color



Strike digging drawing

Lock case digging drawing

Adjustable Strike

Clear Cut Hook Lock