


Sliding Door Soft Closer



This external type of soft closer can be installed on existing sliding doors. This door damper will catch closing doors ± 50 mm before the thud and then softly and silently close them. Thus, it reduces the unpleasant noise of the door hitting the frame and prevents the door from bouncing back. The door will close perfectly without any gap regardless of the strength or speed adjusted during installation. Compared to conventional products, this soft closer has twice better durability (passed 500,000 times operation tests).

Soft Closer Main Unit



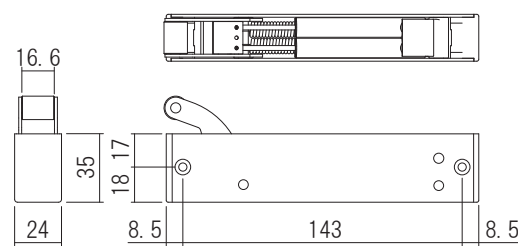

It is also possible to modify this product to a concealed type. ※ 1
※1 Please contact us for further details.

Material:Stainless・Resin
Load Capacity:60kg(588N)

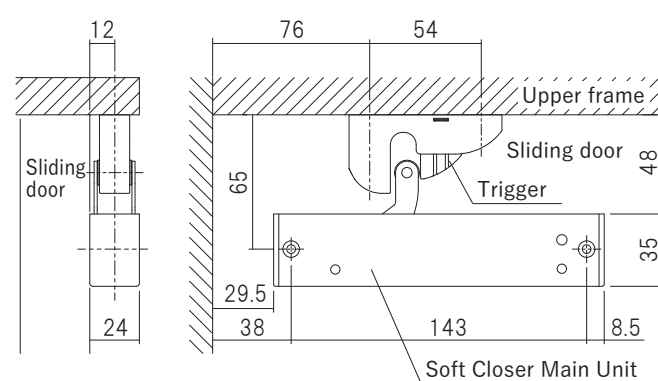
Finish:
 〈Stainless〉Hairline・Painting
 〈Resin〉Material coloring

Sliding Door Soft Closer		
Product No.	Door Weight	Finish/Color
312-061	30kg (294N)	Gold Painting
312-062		Silver Painting
312-063		Hairline
312-064		Brown Painting
312-065	60kg (588N)	Gold Painting
312-066		Silver Painting
312-067		Hairline
312-068		Brown Painting

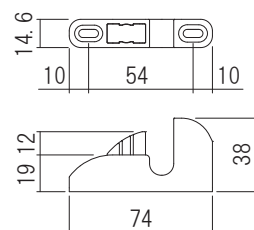
Screw included:
 〈Main unit〉
 3.5×40 Flat head tapping screw 2pcs
 〈Trigger〉
 3.5×25 Binding head tapping screw 2pcs



Soft Closer Main unit



Drawing for Installation



Trigger



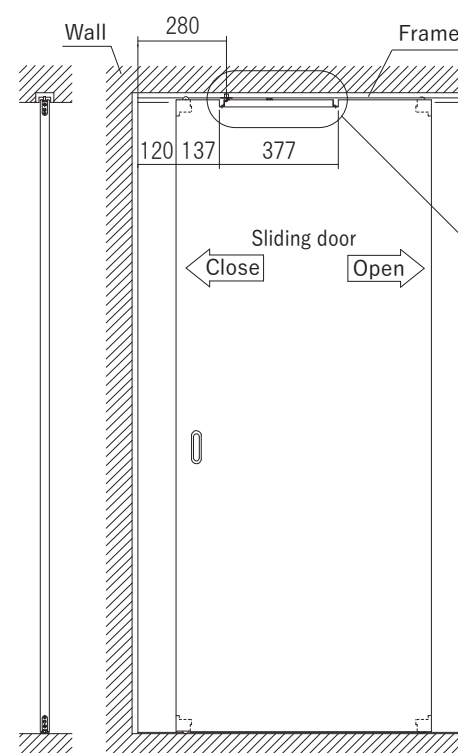
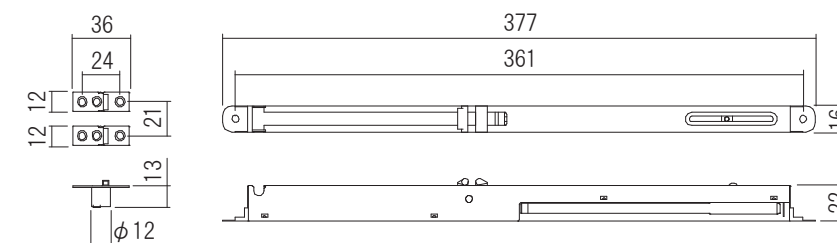

Concealed Soft Closer



This is a door damper for an indoor bottom-running sliding door. It will slowly pull the sliding door from about 80mm before the end, and then it will close slowly and quietly. The door will close completely without any gap regardless of the strength adjusted during the installation. As this product is a concealed type, it will not disintegrate the architectural appearance. In addition, this soft closer has also passed 200,000 times operation tests which guarantee long-term use.

Material:Stainless, Resin
Load Capacity:25kg(245N)

Concealed Soft Closer	
Product No.	Finish/Color
312-012	Raw Material
Set contents:	
Soft closer 1pcs, Hook 1set	
Screw included:	
〈Main unit〉	
3.5×20 Truss head tapping screw 2p	
〈Hook〉	
3×16 Flat head tapping screw 4pcs	



Drawing for Installation

