

Resin Pull Round & Rectangle

This plastic flush pull for an interior sliding door is made of lightweight plastic. It is available in 2 different designs, round and rectangle edges, to suit your room style. The finishing color is also available in 2 beautiful colors to maintain the solid metal look.

Material: Resin
Door Thickness: 27~34mm

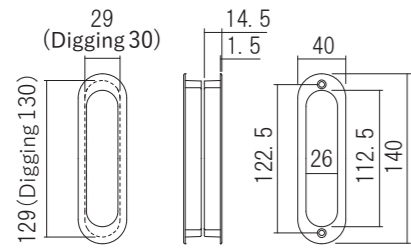
Resin Pull Round & Rectangle

Product No.		Finish/Color
Round	Square	
222563	222583	Pearl Chrome
222523	222543	Gold

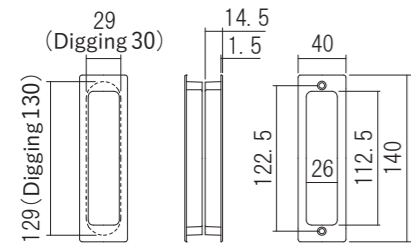
※ Price for two pieces as one set.

Screw included:

M4×25 Flat head machine screw(D6) 2pcs



Round shape



Square shape



Pearl Chrome

Pearl Chrome



Gold

Gold



Resin Pull Rectangle One Touch

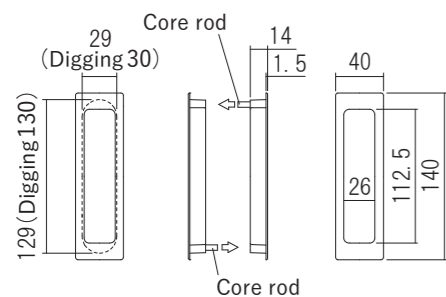
This one-touch flush pull is effortless to install on an interior sliding door. Instead of using screws, it uses an adhesive for the installation. So not only it's functional to your door, but it also gives a beautiful and seamless accent to it.

Material: Resin
Door Thickness: 28~34mm

Resin Pull Rectangle One Touch

Product No.	Finish/Color
222598	Pearl Chrome
222599	Gold


※ Price for two pieces as one set.



Pearl Chrome



Gold



Resin One Touch Pull Rectangle

This is a one-touch flush pull made of plastic for an interior sliding door. This product doesn't use screws but an adhesive for an effortless installation and a seamless appearance. The design and the color available are created to match any room and door color. It also creates a perfect match if you use the TS Automatic Hook Lock.

Material: Resin
Door Thickness: 28~36mm

Resin One Touch Pull Rectangle

Product No.	Finish/Color
222600	Black Silver
222601	Black Gold
222602	Matte Black Painting

※ Price for two pieces as one set.



Black Silver

Black Gold



Matte Black Painting

